


WILD HEARTS

ENVIRONMENTAL EDUCATION PROGRAM

Term 1 Lesson 3: Lion Additional Activity



MADE BETTER *Together*
FOUNDATION


Playdough Mat Lion

Print out and laminate the lion face playdough mat. Prepare a batch of playdough, colouring it either orange or yellow to compliment the colour of the lion. Children are required to roll balls of playdough and squash the balls to cover the white dots on the playdough mat.

Playdough Recipe:

Playdough ingredients:


- 2 cups all-purpose flour (500ml)
- 3/4 cup salt (190ml)
- 4 teaspoons cream of tartar (20ml)
- 2 cups lukewarm water (500ml)
- 2 Tablespoons of vegetable oil (25ml)
- Food colouring
- Plastic storage bags and ice-cream container



Stir the flour, salt and cream of tartar together in a large pot. Next add the water, oil and colourant. Cook over medium heat, stirring constantly. Continue stirring until the dough has thickened and begins to form into a ball. Remove from heat, let it cool slightly and then knead the playdough until it is smooth.

The playdough will last for months if stored correctly. Store the playdough in a plastic bag and place this in a container with an airtight lid when not in use.

CONTACT FOUNDATION@TENTHOUSESTRUCTURES.COM FOR
MORE INFORMATION ON THE WILD HEARTS PROGRAM.



MADE BETTER *together*
FOUNDATION

